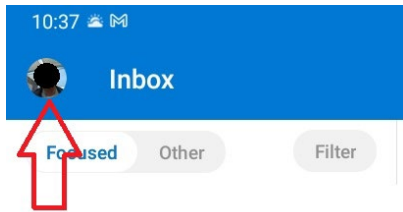


## Delete Account from Outlook – Android

1-Open Outlook app

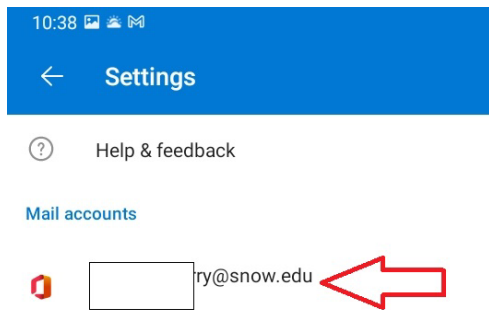
2-Click icon in top left corner



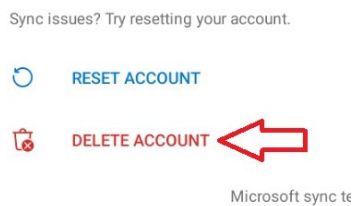
3-Click Gear icon in bottom left corner



4-Click account you want to delete



5-Click the red DELETE ACCOUNT link



6-Click the red DELETE link

